


# BUYING GUIDE

## ACRYLIC WALL LINERS



Protected and Licensed under Patent No. 529079

**NEWLINE**  
*for a lifetime!*



# What's an acrylic wall liner?

Acrylic wall liners are panels made of acrylic (and other materials) that come in different sizes & shapes and are used as an alternative to traditional tiling in shower enclosures.

A good quality liner will be waterproof, durable, and scratch-resistant, ensuring it can withstand everyday wear and tear.



## Are all liners the same?

While some liners might "look the same", they're certainly not the same!

Aside from their different sizes and shapes, the materials used and the way the liners are built with will directly impact on the quality and durability of the product.


Poor quality acrylic wall liners might peel off the walls, crack, stain or in some cases, even turn yellow. Yikes!

The main brands in NZ use an antibacterial material from Europe that is designed to suit the harsh environment of a shower.

## COMPARING APPLES WITH APPLES

At Newline Showers, our mission is to help you make the best & most informed bathroom decision yet.

Check page 7 for our quick comparison guide on how our acrylic wall liners compare to Englefield and Clearlite.



# 1. Size & Fit

We recommend buying your shower enclosure and acrylic wall liner as an entire unit. It will ensure that the size and fit is perfect, making the installation process easier and faster!

## EXPERT TIP

*If you need a liner replacement or want to mix and match a shower enclosure with a different brand of liner, you'll need to ensure that the size fits perfectly. Measure twice, always.*



# 2. Configurations

In New Zealand, most acrylic wall liners will be white, and their configurations will be either 2-sided, which are suitable for corner showers, like the below:



Or 3-Sided acrylic liners, which are suitable for alcove showers. As shown below:



*3-Sided Wall Liner*

### 3. Types of Liners

Aside from their configurations, acrylic wall liners can be either:

1. Flat
2. Moulded
3. Corner
4. Recessed




Photo Source for Flat, Moulded & Corner Liners: Newline Showers.

Photo Source for Recessed Liner: Englefield.



## 4. Size & Thickness

At Newline Showers, we offer a variety of standard Acrylic Wall Liners that can also be easily customised to fit your shower.

Made in Europe from a 2mm multilayer composite, our liners can absorb high impact and have a high gloss antibacterial coating, that helps prevent mould and mildew, making it easier to clean.



### SIZES

750 x 750 x 1830mm

750 x 750 x 2000mm

750 x 900 x 1830mm

750 x 900 x 2000mm

900 x 900 x 1830mm

900 x 900 x 2000mm

1000 x 1000 x 2000mm

1200 x 900 x 2000mm

## 5. Pricing

In general, acrylic wall liners are much more affordable than other shower enclosure materials such as tiling, stone, or marble. You can expect to pay from 200NZD upwards.

Remember to always compare prices and features from different manufacturers to find the best value for your budget!





# 6. Installation

If you're planning to install the acrylic wall liners yourself, make sure to follow the manufacturer's instructions carefully.

We strongly recommend you hire a professional installer to ensure that the liners are installed properly and securely. Also, look for manufacturers that offer warranties on their acrylic wall liners.

This will give you peace of mind knowing that you can get a replacement or repair if something happens!



## WE CAN INSTALL YOUR SHOWER

Contact our team on 0508 639 5463 or email us at [install@newline.co.nz](mailto:install@newline.co.nz) to get your shower install sorted!





# 7. Care & Maintenance Tips

## CLEAN REGULARLY

To prevent the build-up of soap scum and mildew, it's important to clean your acrylic shower liner regularly. Use a non-abrasive cleaner and a soft cloth or sponge to gently clean the liner.

## AVOID ABRASIVE ITEMS

To prevent scratches and other damage to your acrylic shower liner, avoid using abrasive items such as metal razors or abrasive scrub brushes. Instead, use a soft-bristled brush or sponge to clean your liner.


## AVOID HARSH CHEMICALS

Don't use harsh chemicals such as ammonia, bleach, acetone, and citrus-based solvents as these will damage your acrylic wall liner.

## APPLY PROTECTIVE COATING

To help protect your acrylic shower liner from scratches and stains, consider applying a protective coating.

There are several products on the market that can be applied to the surface of your liner to provide an added layer of protection.



# COMPARING APPLES WITH APPLES

Here at Newline, we like to be transparent about our products, and for that reason we have created this quick guide on how our Newline acrylic wall liners compared with some of our competitors.



	NEWLINE	ENGLEFIELD	CLEARLITE
GRADE	SANITARY GRADE ACRYLIC	DURACRYL® SANITARY GRADE ACRYLIC	SENOBAN® WALL LINING
MADE IN	EUROPE	-	EUROPE
THICKNESS	2MM	2MM	-
CONFIGURATION	2-SIDED 3-SIDED	2-SIDED 3-SIDED	2-SIDED 3-SIDED
TYPES	FLAT MOULDED CORNER*	FLAT MOULDED CORNER RECESSED SHELF	FLAT MOULDED CORNER
WARRANTY	10 YEARS	10 YEARS	5 YEARS

\*FOR CORNER LINERS (Protected and Licensed under Patent No. 529079), NEWLINE SHOWERS OFFERS PREMIUM 8MM GLASS SHELVING.

*Disclaimer: Newline Showers has put this quick comparison guide together by retrieving information available from englefield.co.nz and clearlite.co.nz. For the fields where a dash "-" appears is because we were unable to retrieve the information. Please note that this information may change at any time. **This is simply a guide, and you should always check warranty information with your preferred supplier.***



# In Conclusion



## BEFORE YOU BUY

Think about the functionality, design and durability of your wall liners. For example, flat wall liners may look more modern & minimalist than mould liners, but they don't offer storage for toiletries. Meanwhile, a corner liner might offer the best of both worlds with its nice-looking glass shelves!

Always look for reputable companies, and whenever possible, we recommend you buy sanitary acrylic grade which is the highest quality available out there.

Consider also hiring a professional to install your acrylic liner to avoid a poor installation. Last, look for the warranty of your preferred supplier, as they may differ.

## MORE RESOURCES

Want to learn more? Check our related blogs on acrylic wall liners:

- [Pros and Cons of Acrylic Wall Liners](#)
- [How To Clean My Acrylic Wall Liner](#)
- [What Are the Different Types of Acrylic Wall Liners?](#)

## Get In Touch

If you're still unsure about what acrylic wall liner to choose then give us a call today to discuss the best option for you!

**0508 639 5463**

**[info@newline.co.nz](mailto:info@newline.co.nz)**

**[newline.nz](http://newline.nz)**

