


# Acclaim Single Panel




## PRODUCT FEATURES

- 10mm Safety Glass (NZ Standards AS/NZS 2208)
- 1950mm High
- Polished Alloy in Black or Chrome Finish NZ Made
- 10 Year Warranty

## COLOUR UPGRADE OPTIONS

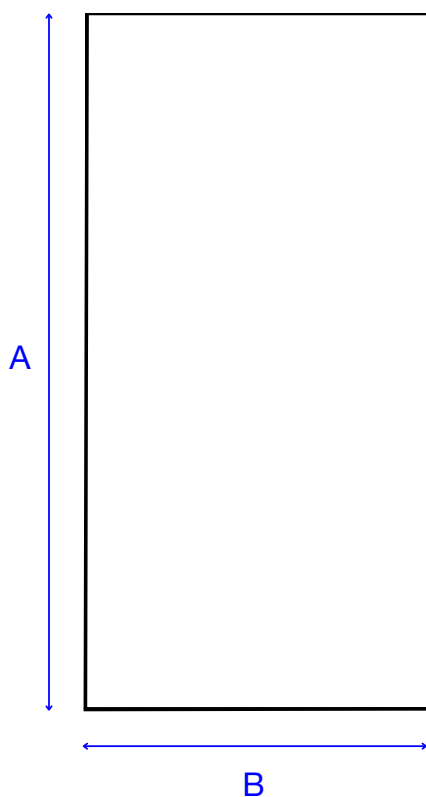


CHROME



BLACK

## SPECIFICATIONS



SIZE	SIZE	
	A	B
Single Panel 124mm	1947mm	124mm
Single Panel 224mm	1947mm	224mm
Single Panel 324mm	1947mm	324mm
Single Panel 424mm	1947mm	424mm
Single Panel 524mm	1947mm	524mm
Single Panel 868mm	1947mm	868mm
Single Panel 900mm	1947mm	900mm
Single Panel 968mm	1947mm	968mm
Single Panel 1000mm	1947mm	1000mm
Single Panel 1068mm	1947mm	1068mm
Single Panel 1100mm	1947mm	1100mm
Single Panel 1168mm	1947mm	1168mm
Single Panel 1200mm	1947mm	1200mm

### DESCRIPTION:

Newline Door Sets are used in conjunction with acrylic trays and linings, as well as tile floors and walls, to create a full shower enclosure. Doors are all manufactured from safety glass (NZ Standards AS/NZS 2208) with aluminum framing, and may include components of other hardware, including, but not limited to, handles, hinges, and clips.

Newline door sets have variations suitable for use in both acrylic and tile 2-Sided, Alcove, Curved and Neo shower enclosures. They are available in a range of standard sizes from 750mm up to 2100mm, and have custom options. Newline door sets are also available in different screen heights, from 1830mm up to 2000mm, with custom options available. Hardware colour options include chrome, white, black, brushed brass, brushed nickel, and gun metal.

### CONTRIBUTIONS TO COMPLIANCE

B2.3.1 (c) (i), (ii) & B2.2.2 (b): Newline Door Sets have a warranted durability of between 5-10 years, when maintenance standards are adhered to. Door sets are installed as components of a building system and can be replaced without removing building elements that have greater durability. Refer to installation guides and Aftercare Document for further information.

E3.3.5: Newline Door Sets are likely to be splashed throughout the intended use of the building. Door sets are impervious. Seals should be fitted correctly to ensure water tightness, refer to installation guides for more information.

### SCOPE OF USE

Newline Door Sets are intended for use in the following environments:

- Domestic and commercial bathrooms, including residential homes, government housing, hotels, and apartments.
- Suitable for use with cold and warm water.
- Compatible with acrylic trays and linings, and tiled floors and walls that meet installation requirements outlined in relevant installation guides.
- Check door height before installation. Screen heights compatible with standard stud height, but this should be checked prior to installation.

### WARNINGS AND BANS

This product is not subject to warning or bans under section 26 of the Building Act 2004.

### CONDITIONS OF USE

- Newline door sets are intended for use under regulated water pressure and temperature that does not exceed 55 degrees Celsius, have heavy mineral loadings, geothermal qualities, or pH imbalance.
- Working parts and PVC seal durability is not included in door set durability period according to B2.2.2 (b). All working parts and PVC seals carry a 12-month warranty.
- Water leakage will occur in frameless glass showers if the shower rose is pointed directly at the door. An acrylic seal package will help to prevent water spillage.
- Must be installed in accordance with Newline Acclaim 2S and 3S Installation Manual.
- Cleaning products including bleaches, solvents, alcohol, citrus based chemicals, bath oils, and/or any abrasive cleaner shouldn't be used. Full list is outlined in Aftercare Document.
- Should be installed by an experienced shower installer or tradesman to ensure best outcome.

## BPIR DISCLOSURE - Contact Details and Supporting Documentation

### WARNINGS AND BANS

This product is not subject to warning or bans under section 26 of the Building Act 2004.

### CONTACT DETAILS

Location: NZ for Local and Imported Products  
Legal and Trading Name of Manufacturer: Newline Group Ltd  
Importer Address for Service: 54 Unutoto Place, Tauranga, 3171  
Importer Website: [newline.nz](http://newline.nz)  
Importer Email: [info@newline.co.nz](mailto:info@newline.co.nz)  
Importer Phone Number: 0508 NEWLINE

### SUPPORTING DOCUMENTATION

The following additional documentation supports the above statements:

[Aftercare and Maintenance Doc](#)

[Warranty Information](#)

[Instruction Manual](#)